











Kanabec County's AIS Prevention Aid Program: A Snapshot of **Plans** for 2023

Category	Metrics
 <p>AIS Prevention Aid Used</p>	<p>\$ <u>49,938.94</u> AIS Prevention Aid used in calendar year 2022 \$ <u>26,979.88</u> saved in a contingency fund</p> <ul style="list-style-type: none"> • See Attached Budget for Allocations
 <p>People Doing AIS Work</p>	<p><u>1</u> full-time staff with <u>7.5</u> % of their time dedicated to AIS work <u>2</u> part-time and seasonal staff with <u>100</u> % of their time dedicated to AIS work</p> <p><u>2</u> Level 1 Watercraft Inspectors <u>0</u> Level 2 Watercraft Inspectors</p> <p><u>40</u> % of aid used in 2021 for staff wages <u>40</u> volunteers conducting AIS work <u>100</u> volunteer hours served</p>
 <p>Partnerships</p>	<p>Local organizations engaged and/or actively conducting aid-funded AIS work:</p> <p><u>6</u> lake associations <u>1</u> conservation nonprofits and/or outdoor groups (angling, hunting, paddling, sailing, etc.) <u>0</u> schools and/or youth organizations <u>6</u> businesses <u>3</u> local governments</p> <p>Our county has an AIS Task Force or Committee: Yes ■</p>
 <p>Funds Distributed, Contributed and Leveraged</p>	<p>\$ ___ in grants awarded (aid to other organizations) ___ organizations awarded grants</p> <p>\$ ___ in funds contributed by other organizations to directly support aid-funded work. ___ organizations contributing additional funds</p> <p>\$ ___ in other funds leveraged</p>
 <p>Communities Engaged</p>	<p><u>3</u> events held about AIS or that included AIS topics <u>250</u> residents and visitors directly contacted/engaged about AIS during events</p> <p><u>2</u> posts on social media seen by <u>20</u> followers \$ <u>300</u> spent on paid advertisements (billboards, TV, radio, newspaper, social media, etc.)</p> <p><u>120</u> children taught about AIS</p>
 <p>Watercraft Inspected</p>	<p>\$ <u>14,000.00</u> spent on watercraft inspection <u>1,500</u> inspections performed <u>650</u> hours of inspections performed <u>10</u> accesses covered by inspectors <u>8</u> water bodies covered by inspectors</p> <p>___ % of watercraft recorded as arriving with drain plugs out ___ decontamination units in operation by Level 2 inspectors ___ decontaminations performed</p> <p><u>50</u> boaters engaged by AIS Volunteers/Ambassadors at water accesses</p>

Category	Metrics
 Law Enforcement Supported	\$ ___ provided to local law enforcement officers to enforce AIS laws ___ local law enforcement officers trained in 2021 on AIS laws ___ local law enforcement officers conducting AIS work ___ boaters contacted by local law enforcement
 Monitoring Conducted	___ 8 total lakes and rivers surveyed for AIS. Surveys included: ___ early detection searches on ___ water bodies ___ 4 zebra mussel settling plates deployed on ___ 4 water bodies ___ 3 veliger tows taken on ___ 3 water bodies ___ 6 aquatic plant surveys conducted on ___ 6 water bodies ___ 0 new detections in the county ___ 5 volunteers trained and/or active as AIS Detectors ___ 0 people participate in the University of Minnesota Extension and Minnesota AIS Research Center’s “Starry Trek” event List of species monitored: ___ Curly Leaf Pondweed, Zebra Mussels ___
 New Infestation Response Planning	___ 0 new infestation response(s) coordinated Our county has a new infestation response plan: No ■
 Invasive Aquatic Plant Management (IAPM)	\$ _____ spent on IAPM ___ 6 water bodies with aid-funded IAPM activities ___ groups involved or conducting aid-funded IAPM work \$ ___ in other funds leveraged for IAPM work List of species controlled: ___ Curly Leaf Pondweed ___

Kanabec County AIS Prevention Plan

In 2023 the Kanabec AIS/Coalition of Lake Associations (COLA) group will plan to use AIS aid funds to once again hire two seasonal watercraft inspectors. The Watercraft Inspectors will assist with the Kanabec COLA’s goal of increased Education, Prevention, and data collection on lake usage. Additionally, the Kanabec COLA wants to continue its partnerships to engage residents and children around AIS awareness, conduct monitoring, and invasive aquatic plant management activities to prevent to introduction and limit the spread of Aquatic Invasive Species.

Lake Associations Engaged/Conducting AIS Work

Ann lake, Fish Lake, Knife Lake, Lewis Lake, Pomroy Lake, and Quamba Lake.

Outreach/Education

- + Volunteers and boat inspectors at Lake Accesses
- + Booth at Kanabec County Fair
- + Articles in Lake Association Newsletters
- + Placemats at Crows Nest Resort, Sportsman's Café, Fire Pit Resort, Fish Lake Resort
- + Pass out materials at events (Koozies, placemats, key chains, towels(new), coasters, AIS ID cards)
- + In lieu of hosting the annual AIS Starry Trek event in 2023, plan to have boat inspectors conduct surveys and work with lake assn. on more AIS education at their normally scheduled lake events.
- + Hosting 1 or 2 public events/gathering centered around lakes & AIS

Monitoring

- + Zebra mussel monitoring via PVC Dock Pipes
- + Zebra mussel veliger monitoring through RMB Labs
- + Curly-leaf & Eurasian Watermilfoil (EWM) surveys

Invasive Aquatic Plant Management (IAPM)

Ann Lake – 11 acres of Curly-leaf Pondweed Treatment Planned

Fish Lake – 30 acres of Curly-leaf Pondweed Treatment Planned

Knife Lake – Around 50 acres of Curly-leaf Pondweed Treatment Planned

Lewis Lake – 4-6 acres of Curly-leaf Pondweed Treatment Planned

Pomroy Lake – have yet to spray for Curly-leaf Pondweed Treatment - conduct plant surveys to determine the need

Quamba Lake – 0 acres of Curly-leaf Pondweed Treatment Planned, 2023 - rest year

Decontamination Unit

Plan to start a pilot on three of our lake accesses (Knife, Fish & Ann) through the use of new or re-purposing existing AIS signs to convert them to self-service AIS boat cleaning stations with dry tools available for boaters' use in cleaning their boats. The tools will be on the honor system for returning to the sign.

2022 carry over	2022 Allocation	2023 - AIS Budget - DRAFT		12/22/2022	
\$ 79,409.31	\$48,226	Starting Balance	Expenditures	Expenditure Notes	Current Balance
2022 Policy:					
Contingency Fund 5%	\$ 24,568.58				\$ 26,979.88
	\$ 2,411.30				
Extra Funds as decided by boards (limit lake carry over from year to year to \$5,000)	\$ 12,586.89				\$ 15,300.01
\$5000 from 2022 - Pomroy	\$ 2,713.12				
					Total Spent
					\$0.00
Education Fund 7%	\$ 52.17				\$ 3,427.99
Annual Ave. Spent = 6.4%	\$ 3,375.82				
Coordination / Adm. SWCD 20%	\$ 3,151.98				\$ 12,797.18
Annual Ave Spent = 16.6%	\$ 9,645.20				
2023 Coord./Adm. = 20%					
Boat Inspector Coordination					
Boat Inspector Position(s) 20.7%	\$ 14,000.00				\$ 14,000.00
2022 Boat Inspector Carry Over	\$ -				
boat inspector salary, 14.50 & 15.00					
Decontamination Unit:	\$ 5,000.00		2018 Allocation		
budgeting fund for purchase	\$ 5,000.00		2019 Allocation		
	\$ 5,000.00		2020 Allocation		
	\$ 5,000.00		2021 Allocation		
	\$ 5,000.00		Funds donated by Lewis Lake		\$ 25,400.00
	\$ 2,500.00		6/13/19 Funds donated by Pomroy		
		\$2,100.00	Estimate for 3 pilot self serve signs - 2023		
Starting Balance Subtotal	\$ 18,793.68		Current Balance Subtotal		\$ 97,905.06
Lake Allocations		(10% Match required on all lake funds spent)		Per Lake	
% Spaces / % Acres	\$ 9,396.84	50% lake balance		\$ 1,566.14	
					Total Spent
Ann Lake Watershed Alliance					\$0.00
balance brought forward	\$ 3,302.67				\$ 6,090.40
half - equally divided	\$ 1,566.14				
half - calculation / spaces & acres	\$ 1,221.59				
Fish Lake Assn.	\$ -				\$ 3,116.62
	\$ 1,566.14				
	\$ 1,550.48				
Knife Lake ID	\$ -				\$ 5,371.86
	\$ 1,566.14				
	\$ 3,805.72				
Lewis Lake Assn.	\$ 533.92				\$ 2,898.79
	\$ 1,566.14				
	\$ 798.73				
Pomroy Lake Assn.	\$ 7,713.12	\$5,000.00	12/22/22 limit carry over of \$5,000 (above)		\$ 7,693.76
	\$ 1,566.14				
	\$ 1,127.62				
Quamba Lake Assn.	\$ -				\$ 2,458.84
	\$ 1,566.14				
	\$ 892.70				
			Current Lake Balance Subtotal		\$ 27,630.27
			Total Remaining Funds		\$ 125,535.33
					Total to Date Spent in 2023
					\$0.00